



## neptune SFT 100™

### Mass Flow Transmitter

ISO 9001 Certified Manufacturing Facility

#### DESCRIPTION

The NexGen® SFT-100™ Mass Flow Transmitter interfaces with the entire family of Red Seal mass flowmeter transducers. The SFT 100 provides direct measurement of mass, density and temperature and calculated measurements of volume, standard volume, percent concentration/solids and concentration/solids total.

The SFT 100 is unmatched in terms of user-friendliness and its flexibility to interface with your control system. The integral batching function and local keypad/display allow for safe, trouble-free hazardous area batching. The microprocessor-based SFT is configurable in the field via the integral keypad/display, hand-held configurator or Nexlink™ PC software.

#### DESIGN FEATURES

The Red Seal SFT 100 offers the ultimate in communications flexibility, with three design levels that offer only the features that you need for your application:

1. Blind transmitter: Two analog/one pulse output and the RS485 option
2. Digital communications: Modbus
3. Local interface: Either of the first two levels with a local keypad and display

The local interface configuration allows you to safely perform all programming functions in a hazardous area, including batching, from the keypad without external modules.

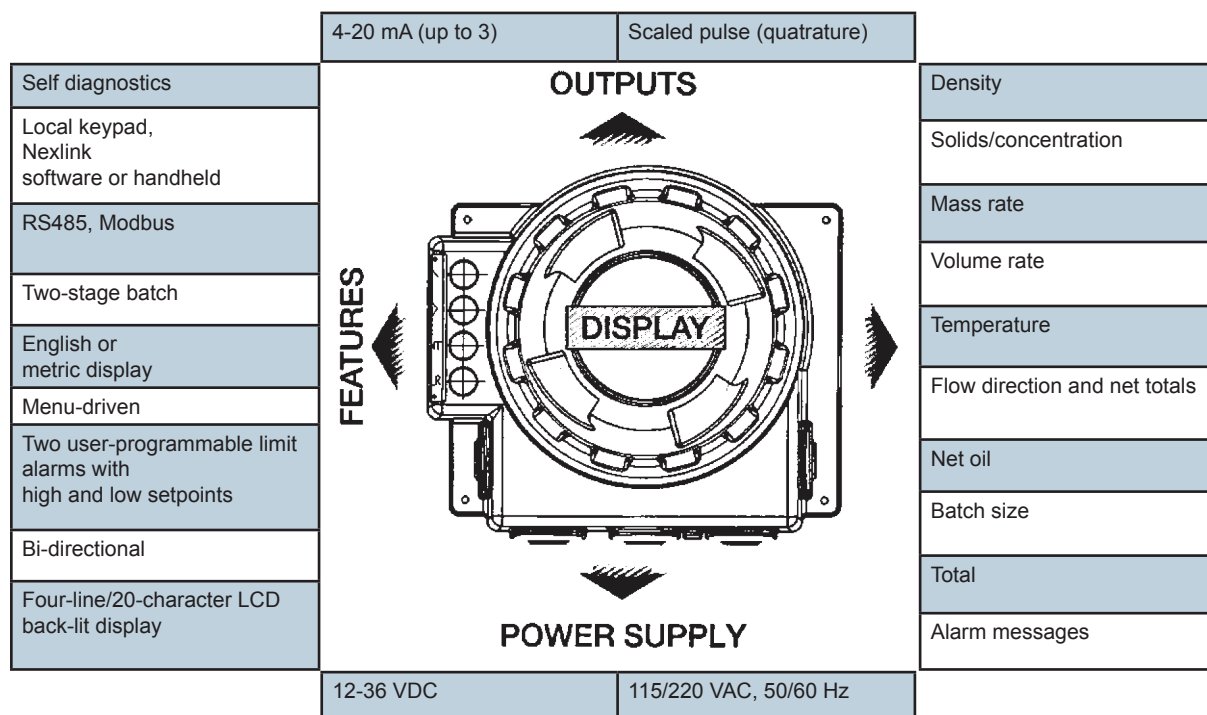
Regardless of how your application needs may change over time, you will never outgrow the SFT 100's versatile communications capabilities. Communications options may be added at any time without the trouble and cost of installing external modules or accessories.



- Measures mass flow rate and total mass, density, temperature, standard and actual volumetric flow rate and total volume; and percent solids/ concentration and solids mass flow rate and total
- Patented Digital Signal Processing (DSP) technology
- Value-added design allows the user to select only the necessary options
- Offers preset (two-stage) batch control in explosion-proof/flameproof area from local keypad/display
- Standard Modbus/RS485
- Diagnostic self-check capability
- Two or three analog outputs; one pulse (quadrature) output
- Accuracy, repeatability and reliability with 100:1 turndown

Housing Temperature rating Housing LCD display LCD display (Custody Transfer option) Power supply Max. length, signal cable	Aluminum IP 66, NEMA 4X, 7 and 9  -40 to 60°C (-40 to 140°F) -20 to 60°C (-4 to 140°F) -30 to 60°C (-22 to 140°F) 115 or 230 VAC $\pm$ 15%, 50/60 Hz $\pm$ 5%, 12-36 VDC $\pm$ 15% 300 m (1000) Belden 89892 8-conductor (4 shielded, twisted pairs)
Hazardous area approvals (optional)	CSA/US, LCIE (ATEX)
Operator interface	Front panel keypad and LCD display (optional) Modbus and NexLink PC software digital communications (optional) Handheld configurator
Configuration (local or remote)	Display format, engineering units, system constants, scaling factors, output ranges, alarm set points, serial communication parameters, batch presets
Function commands	Display, interrogate, run, program, zero, calibrate, reset totals, clear alarms, initiate measurement
Local display (optional)  Flow Range Data retention Fault diagnostics Alarms  Serial communications  Communications protocols	4-line, 20-character alphanumeric, back-lit LCD; displays mass and volume flow rate and totals, density, temperature, percent solids and solids flow rate Per transducer specifications Program flash application, battery-backed RAM By error message display and/or alarm outputs (2) user-configured for specific outputs or one system alarm; galvanically isolated to 3.75 kV. Output 0 to 120 VDC/AC $\pm$ 10% and 100 mA maximum RS485; adjustable baud rate 110, 300, 600, 1200, 2400, 4800 or 9600 bps Modbus (standard),
Performance Specifications	Mass Accuracy: $\pm$ 0.10% of rate $\pm$ zero stability Mass Repeatability: $\pm$ 0.10% of rate (m400: $\pm$ 0.05%) Density Accuracy: per transducer specifications Temperature Accuracy: $\pm$ 0.56°C ( $\pm$ 1°F)
Outputs (user-configurable) Standard  Optional Mass flow rate Mass flow total Density Temperature Concentration Volume flow rate Two-stage batch control  Remove Start/Stop	(2) 4-20 mA: isolated, 0 to 1000 ohms load (1) scaled pulse (quadrature) output for mass or volume total, 0-10 KHz (1) additional 4-20 mA g, kg, tonne, oz, lb in time units of seconds, minutes or hours g, kg, tonne, oz, lb (user-programmed custom units) g/cc, lb/f <sup>3</sup> , kg.m <sup>3</sup> , API °C, °F % of total mass flow rate and total, brix, baume Litre, m <sup>3</sup> , cm <sup>3</sup> , U.S. gal, bbl, in time units of seconds, minutes or hours (2) galvanically isolated to 3.75 kV photo relays with 35-ohm ON resistance, 0 to 120 VDC/AC $\pm$ 10% and 100 mA maximum Independent monetary contact
Manufacturer Instrument model number	Red Seal Measurement SFT 100-XXXX (refer to Ordering Information, p. 3)
Red Seal Measurement pursues a policy of continuous development and product improvement. The specifications in this document may therefore be changed without notice.	

# DIGITAL SIGNAL PROCESSING



## MATERIALS OF CONSTRUCTION

Housing: NEMA 4X, 7&9 aluminum

Shipping weights:

Blind	6.4kg (14.1 lb)
LCD display less keypad	7.1kg (15.6lb)
With display and keypad	7.1kg (15.6lb)

## AGENCY APPROVALS

AGENCY	TRANSDUCER <sup>1</sup> and SFT 100
CSA/US	Class I, II, III, Div. 1, Groups C, D, E, F & G Div. 2, Groups A, B, C, D, E, F, & G
LCIE (ATEX)	Ex II 2 G EEX d [ia] IIB T6
<sup>1</sup> See Transducer Technical Specifications (TS) Sheets for applicable Intrinsic Safety ratings	
Approved	

Temperature classes and ambient temperature limits for the NexGen are as follows:

CSA, Explosion-proof: T6 and -20 to +65°C

CSA, Non-incendive: T4 and -20 to +65°C

LCIE (ATEX): T6 and -20 to +65°C

## NexGen SFT100 MASS FLOW TRANSMITTER ORDERING INFORMATION

MODEL NUMBER					DESCRIPTION
SFT100	X	X	X	X	
	0				Display
	1				Blind - No Display
	2				LCD Display with Functions Keys*
					LCD Display without Functions Keys
	0				Approvals
	2				None
					CSA
		1	1		Option-Card
		0	0		4-20 mA output
					None
				0	Software
				0	Generic
				1	Weights & Measures**
				2	Net Oil

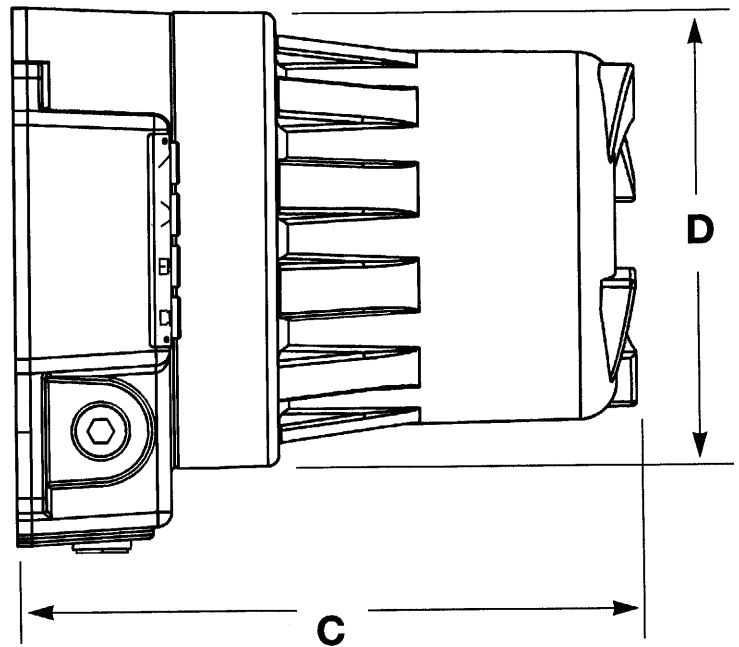
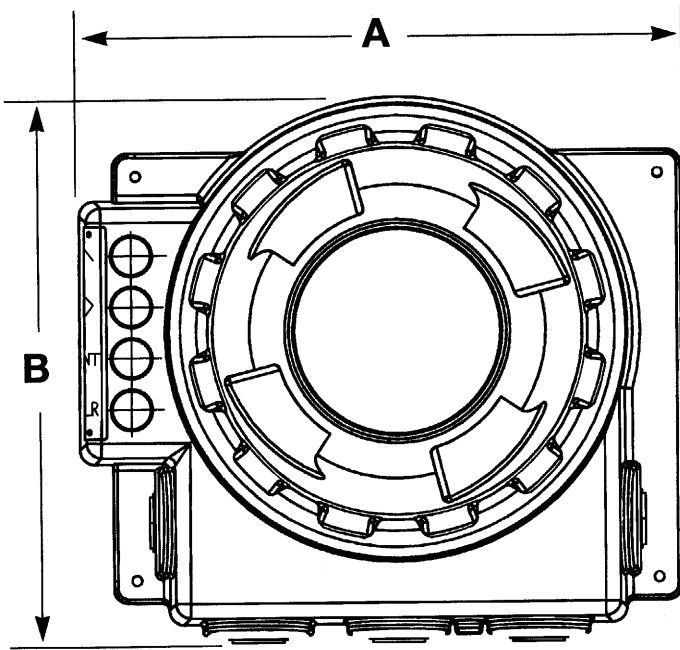

Note \* This model is not approved by W&M for custody transfer applications.

\*\* For Canadian and Non-NTEP state applications only.

\*\* W&M requires extended temperature display.

## DIMENSIONAL DATA, mm (in.)

VERSION	A	B	C	D
Blind	259 (10.2)	234 (9.2)	233 (9.2)	184 (7.2)
LCD display less keypad	259 (10.2)	234 (9.2)	268 (10.53)	184 (7.2)
With display and keypad	259 (10.2)	234 (9.2)	268 (10.53)	184 (7.2)



**Accu-Flo** 1-800-921-2228  
www.accuflo.com

1310 Emerald Road  
Greenwood, SC 29646  
USA  
Phone: 1.800.833.3357  
Fax: 1.864.223.0341



**RED SEAL  
MEASUREMENT**

